



NB

Implant System

CONTENTS

NB System

Feature of Implant	4-7
Fixture	8-9
Prosthetic Flow	10
Cover & Healing	11-12
Impression Component	13-14
Abutment	15-18

NB Multi System

Prosthetic Flow	20
Multi Abutment	21
Healing & Impression Component	22
Cylinder	23

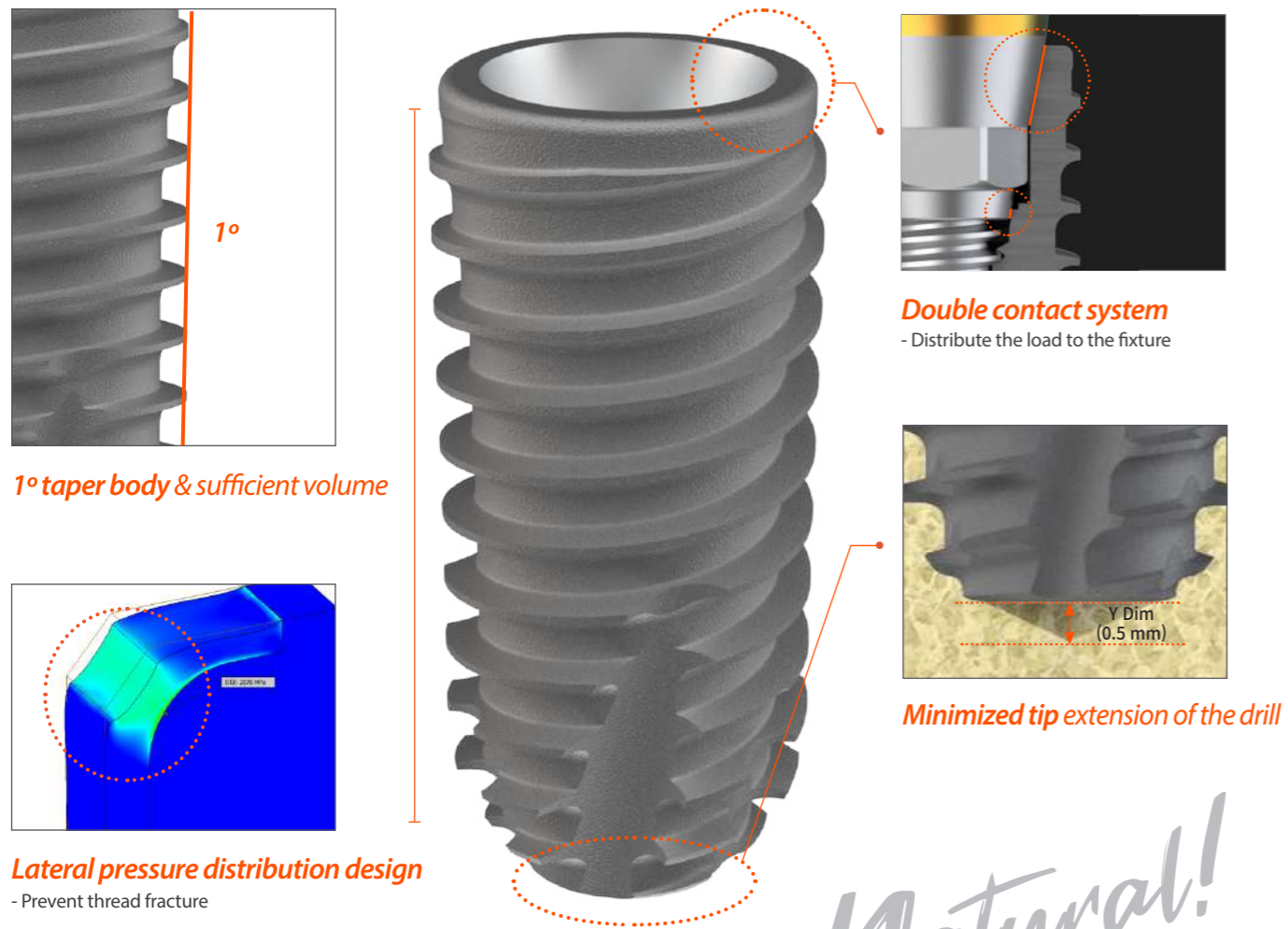
Kit

NB Master Kit / Regular Kit	24-32
NB Essential Kit	33-35
NB Digital Kit	36-42



NB I

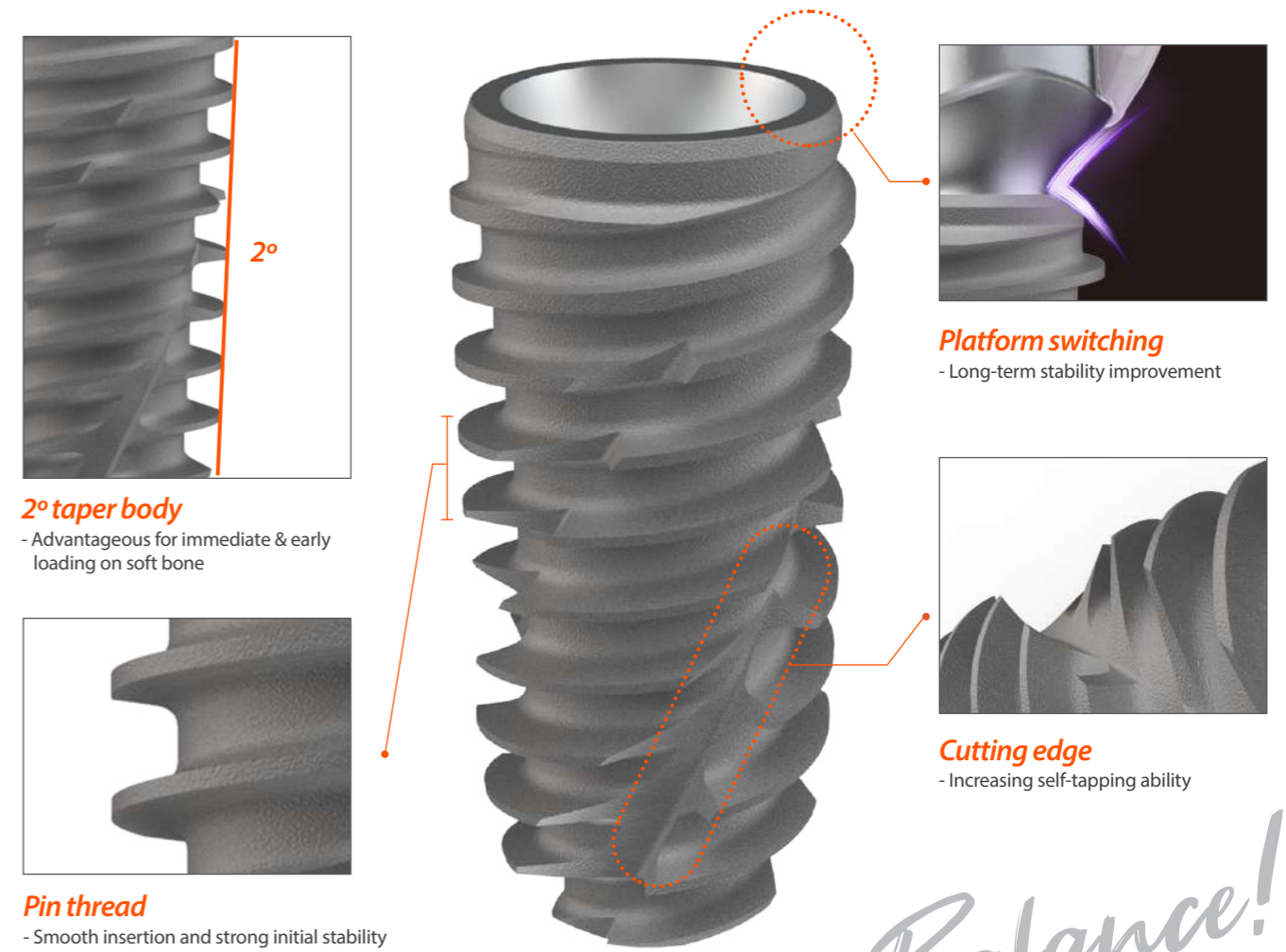
Easy fixation on hard bone



Natural!


NB II

Strong fixation on soft bone




Balance!


NB Implant Features



Internal hex 11° taper connection
(Connection : Mini / Regular)

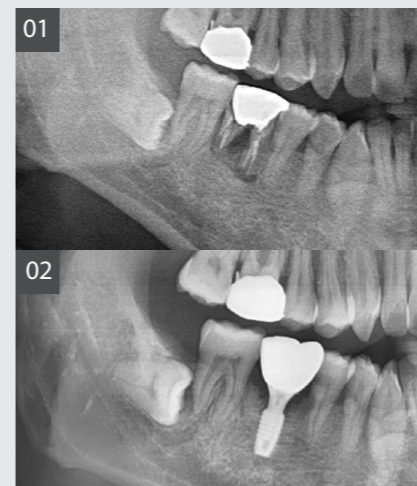


Advanced S.L.A. surface
The clearer micro-pit, the better osseointegration

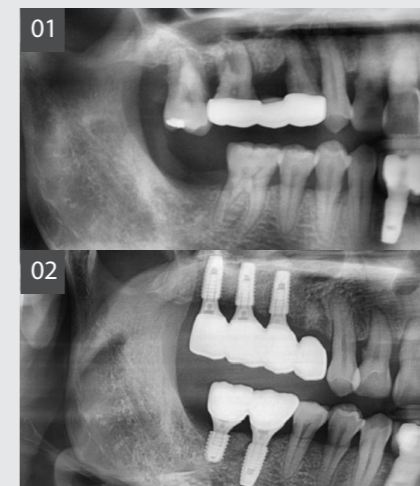


Special design to prevent surface damage
Breakable fixture type

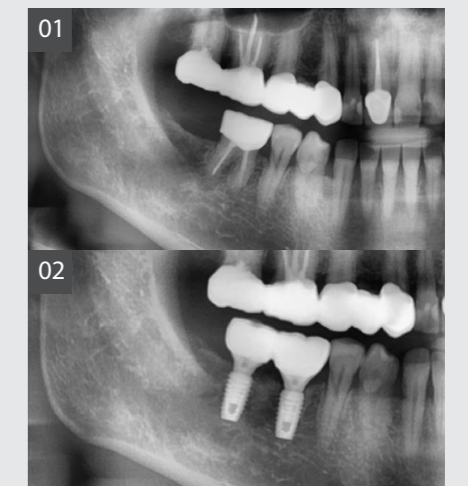
NB Clinical Cases



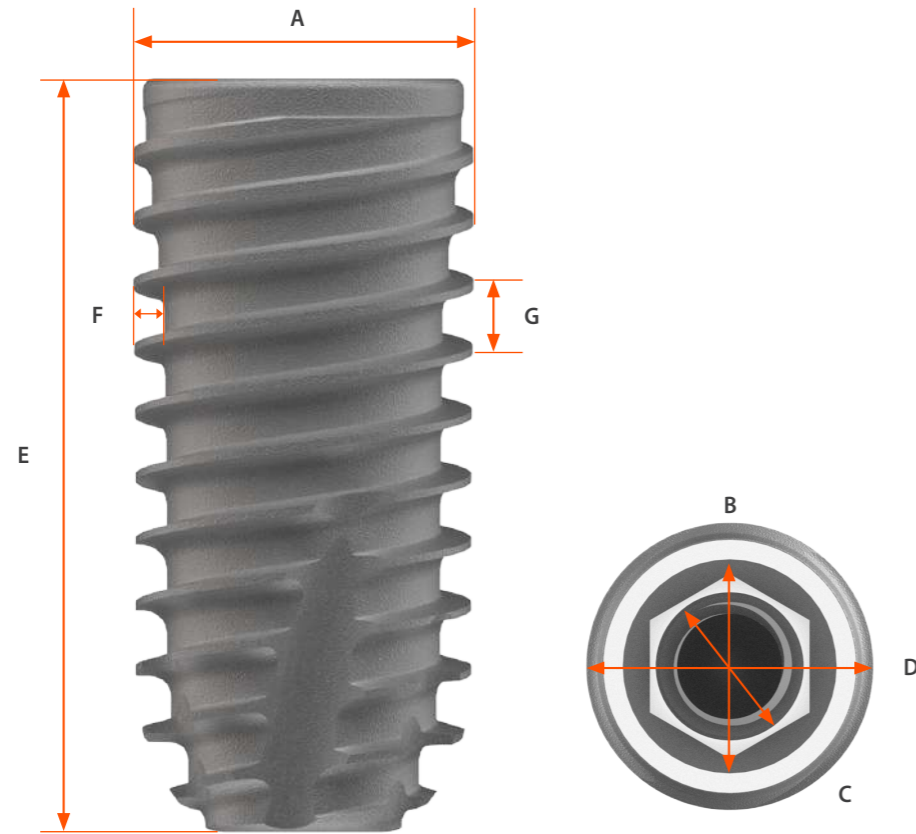
Case 1. Immediate placement



Case 2. Sinus surgery



Case 3. GBR



Connection		Mini		Regular					
NB I									
NB II									

Connection		Mini		Regular						
A	Diameter (Ø)	3.2	3.5	4.0	4.5	5.0	5.5	6.0	6.5	
B	Abutment Interface (Ø)	2.6		3.35						
C	Hex	2.1		2.5						
D	Platform	3.2	3.5	4.0	4.15	4.25	4.5	5.0	5.0	
E	Total Length	8.5 / 10.0 / 11.5 / 13.0		7.0 / 8.5 / 10.0 / 11.5 / 13.0						
F	Tread Depth	NB I	0.25	0.3	0.4			0.45		
		NB II			0.55	0.6				
G	Tread Pitch	NB I	0.65		0.85					
		NB II			0.9					



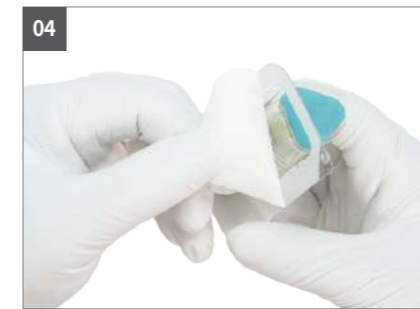
01 Prepare the NB fixture.



02 Press the OPEN section on the top to open it.



03 Take out the blister pack.



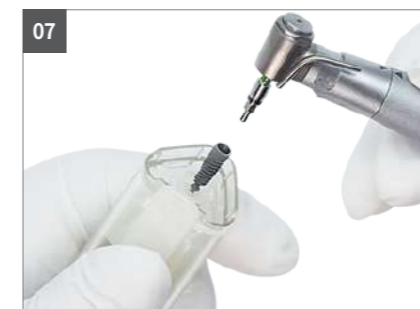
04 Open the sealed blister pack and take out the ampoule.



05 Remove the lid from the ampoule.



06 Push the slider up.



07 Align the fixture driver with the fixture.





08 Use the driver to break off the lower connection of the fixture.



09 Preparation for implantation is complete.







NB Fixture Mini



Connection	Diameter Ø	Image	L	Code
Mini (2.1 Hex)	3.2		8.5	NB3208SP
			10.0	NB3210SP
			11.5	NB3211SP
			13.0	NB3213SP
	3.5		8.5	NB3508SP
			10.0	NB3510SP
11.5			NB3511SP	
			13.0	NB3513SP


NB I Fixture



Connection	Diameter Ø	Image	L	Code
Regular (2.5 Hex)	4.0		7.0	NB14007SP
			8.5	NB14008SP
			10.0	NB14010SP
			11.5	NB14011SP
			13.0	NB14013SP
	4.5		7.0	NB14507SP
			8.5	NB14508SP
			10.0	NB14510SP
			11.5	NB14511SP
			13	NB14513SP
	5.0		7.0	NB15007SP
			8.5	NB15008SP
			10.0	NB15010SP
			11.5	NB15011SP
			13.0	NB15013SP
	5.5		7.0	NB15507SP
			8.5	NB15508SP
			10.0	NB15510SP
			11.5	NB15511SP
			13.0	NB15513SP
6.0		7.0	NB16007SP	
		8.5	NB16008SP	
		10.0	NB16010SP	
		11.5	NB16011SP	
		13.0	NB16013SP	
6.5		7.0	NB16507SP	
		8.5	NB16508SP	
		10.0	NB16510SP	
		11.5	NB16511SP	
		13.0	NB16513SP	

* Please contact us for Diameter Ø 3.6 size.

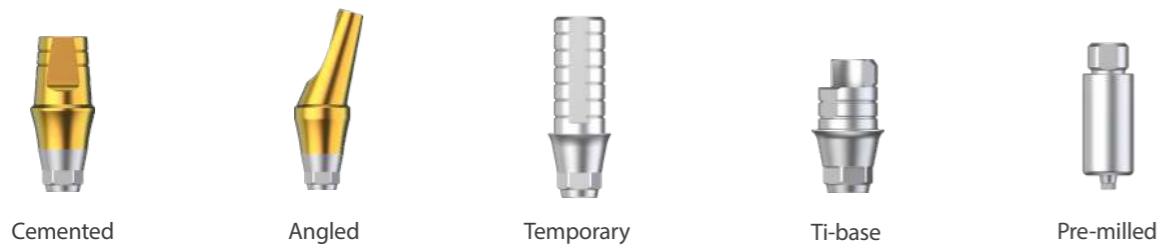
NB II Fixture



Connection	Diameter Ø	Image	L	Code
Regular (2.5 Hex)	4.0		7.0	NB24007SP
			8.5	NB24008SP
			10.0	NB24010SP
			11.5	NB24011SP
			13.0	NB24013SP
	4.5		7.0	NB24507SP
			8.5	NB24508SP
			10.0	NB24510SP
			11.5	NB24511SP
			13.0	NB24513SP
	5.0		7.0	NB25007SP
			8.5	NB25008SP
			10.0	NB25010SP
			11.5	NB25011SP
			13.0	NB25013SP
	5.5		7.0	NB25507SP
			8.5	NB25508SP
			10.0	NB25510SP
			11.5	NB25511SP
			13.0	NB25513SP
6.0		7.0	NB26007SP	
		8.5	NB26008SP	
		10.0	NB26010SP	
		11.5	NB26011SP	
		13.0	NB26013SP	
6.5		7.0	NB26507SP	
		8.5	NB26508SP	
		10.0	NB26510SP	
		11.5	NB26511SP	
		13.0	NB26513SP	

Prosthetic Process

Abutment



Lab Analog



Impression



Cover & Healing



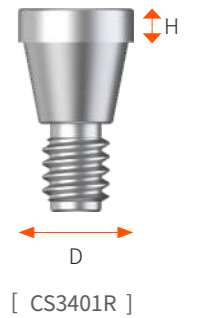
Fixture



Cover Screw

Connection	D	Image	H	Code
Mini	2.8		0.3	CS2800M
			1.0	CS2801M
			2.0	CS2802M
			3.0	CS2803M
Regular	3.4		0.3	CS3400R
			1.0	CS3401R
			2.0	CS3402R
			3.0	CS3403R

* Use a 1.27 Hex driver.
* Recommended tightening torque 5 - 8Ncm.



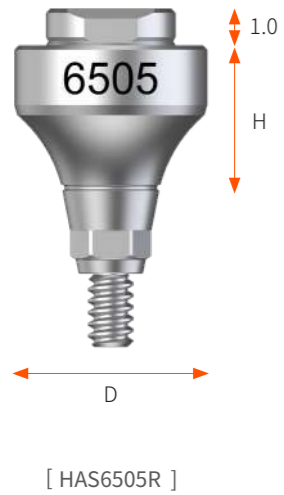
Healing Abutment

Connection	D	Image	H	Code	
Mini	4.0		3.0	HA4003M	
			5.0	HA4005M	
			7.0	HA4007M	
			9.0	HA4009M	
	4.5		3.0	HA4503M	
			5.0	HA4505M	
			7.0	HA4507M	
			9.0	HA4509M	
Regular	4.5		3.0	HA4503R	
			5.0	HA4505R	
			7.0	HA4507R	
			9.0	HA4509R	
			5.5	3.0	HA5503R
				5.0	HA5505R
	7.0			HA5507R	
	9.0			HA5509R	
	6.5			3.0	HA6503R
				5.0	HA6505R
			7.0	HA6507R	
			9.0	HA6509R	

* Use a 1.27 Hex driver.
* Recommended tightening torque 8 - 10Ncm.




Scan Healing Abutment



Connection	D	Image	H	Code
Mini	4.5		3.0	HAS4503M
			5.0	HAS4505M
			7.0	HAS4507M
			9.0	HAS4509M
Regular	4.5		3.0	HAS4503R
			5.0	HAS4505R
			7.0	HAS4507R
			9.0	HAS4509R
	5.5		3.0	HAS5503R
			5.0	HAS5505R
			7.0	HAS5507R
			9.0	HAS5509R
	6.5		3.0	HAS6503R
			5.0	HAS6505R
			7.0	HAS6507R
			9.0	HAS6509R

* Use a 1.27 Hex driver.
* Recommended tightening torque 8 - 10Ncm.

※ Height classification method



Transfer Impression Coping

Connection	D	L	Code [Hex]	Code [Non-Hex]
Mini	4.0	9.5	ICTH4009M16	ICTN4009M16
		11.5	ICTH4011M18	ICTN4011M18
		15.5	ICTH4015M22	ICTN4015M22
Regular	4.5	9.5	ICTH4509M16	ICTN4509M16
		11.5	ICTH4511M18	ICTN4511M18
		15.5	ICTH4515M22	ICTN4515M22
	5.5	9.5	ICTH5509R15	ICTN5509R15
		11.5	ICTH5511R17	ICTN5511R17
		15.5	ICTH5515R21	ICTN5515R21
6.5	9.5	ICTH6509R15	ICTN6509R15	
	11.5	ICTH6511R17	ICTN6511R17	
	15.5	ICTH6515R21	ICTN6515R21	

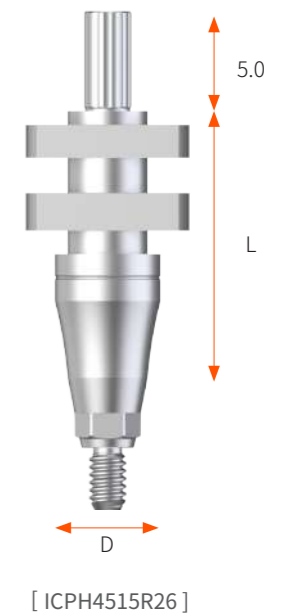
* Use a 1.27 Hex driver.
* Recommended tightening torque 8 - 10Ncm.



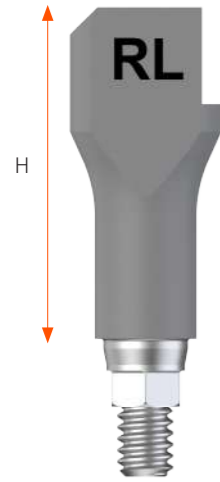
Pick-up Impression Coping

Connection	D	L	Code [Hex]	Code [Non-Hex]
Mini	4.0	9.5	ICPH4009M21	ICPN4009M21
		11.5	ICPH4011M23	ICPN4011M23
		15.5	ICPH4015M27	ICPN4015M27
	4.5	9.5	ICPH4509M21	ICPN4509M21
		11.5	ICPH4511M23	ICPN4511M23
		15.5	ICPH4515M27	ICPN4515M27
Regular	4.5	9.5	ICPH4509R20	ICPN4509R20
		11.5	ICPH4511R22	ICPN4511R22
		15.5	ICPH4515R26	ICPN4515R26
	5.5	9.5	ICPH5509R20	ICPN5509R20
		11.5	ICPH5511R22	ICPN5511R22
		15.5	ICPH5515R26	ICPN5515R26
	6.5	9.5	ICPH6509R20	ICPN6509R20
		11.5	ICPH6511R22	ICPN6511R22
		15.5	ICPH6515R26	ICPN6515R26

* Use a 1.27 Hex driver.
* Recommended tightening torque 8 - 10Ncm.



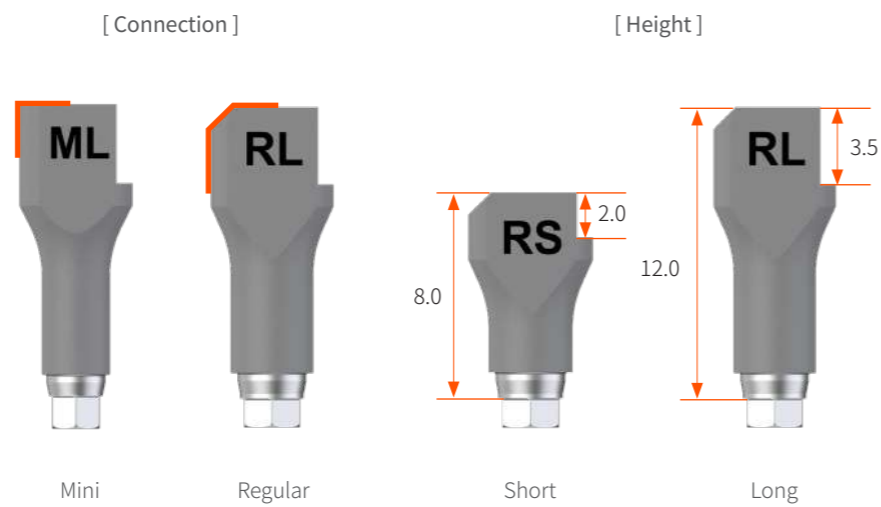
Scanbody



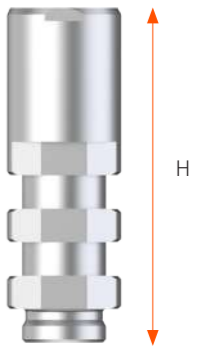
Connection	Image	H	Code
Mini		8.0	AS-NB-M-SBS
		12.0	AS-NB-M-SBL
Regular		8.0	AS-NB-R-SBS
		12.0	AS-NB-R-SBL

* Use a 1.27 Hex driver.
 * Recommended tightening torque 8 - 10Ncm.

※ Classification method



Lab Analog



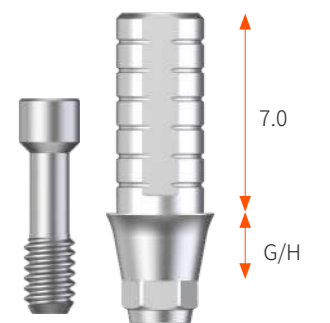
Connection	D	Image	H	Code
Mini	3.4		10.0	ANH3410M
Regular	4.5		10.0	ANH4510R

*Compatible with digital analog (Production of 3D printing models using libraries)

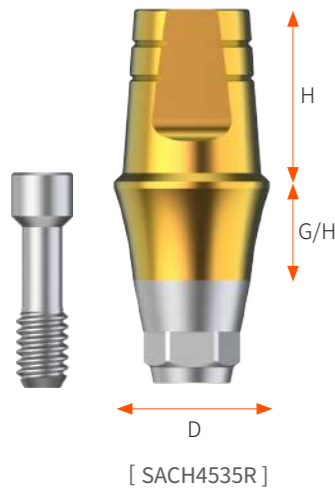
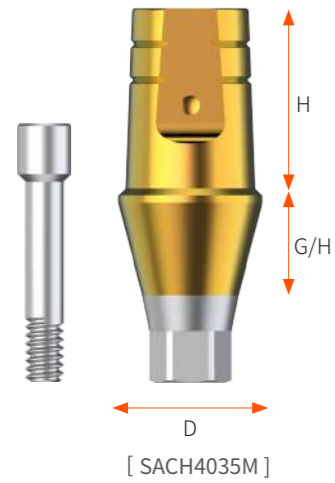
Temporary Abutment

Connection	D	G/H	Code [Hex]	Code [Non-Hex]
Mini	3.7	1.0	LAH3710M	LAN3710M
		3.0	LAH3730M	LAN3730M
Regular	4.0	1.0	LAH4010R	LAN4010R
		3.0	LAH4030R	LAN4030R

* Use a 1.27 Hex driver.
 * Recommended tightening torque - Mini : 25 - 30Ncm / Regular : 30 - 35Ncm.



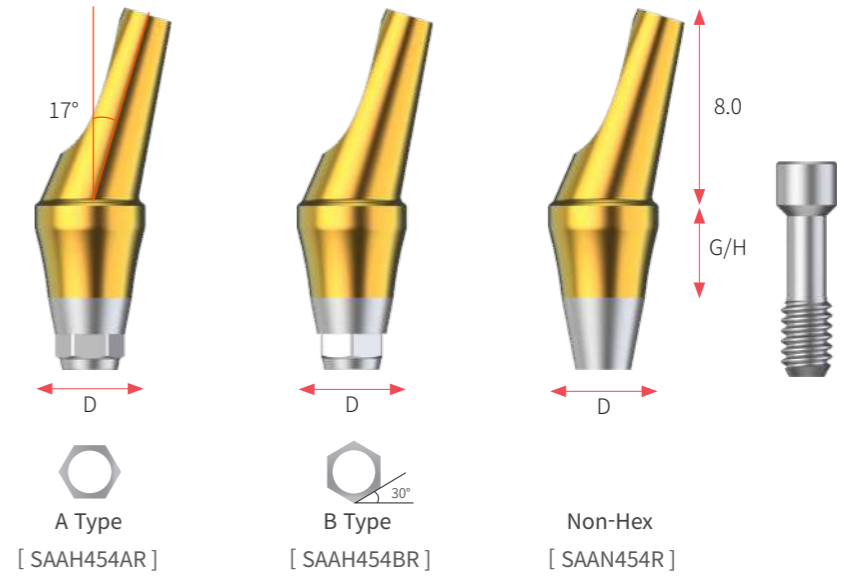
Cemented Abutment



Connection	D	H	G/H	Code [Hex]	Code [Non-Hex]	
Mini	4.0	5.0	1.0	SACH4015M	SACN4015M	
			2.0	SACH4025M	SACN4025M	
			3.0	SACH4035M	SACN4035M	
			4.0	SACH4045M	SACN4045M	
			5.0	SACH4055M	SACN4055M	
	4.5	5.0	1.0	SACH4515M	SACN4515M	
			2.0	SACH4525M	SACN4525M	
			3.0	SACH4535M	SACN4535M	
			4.0	SACH4545M	SACN4545M	
			5.0	SACH4555M	SACN4555M	
Regular	4.5	5.0	1.0	SACH4515R	SACN4515R	
			2.0	SACH4525R	SACN4525R	
			3.0	SACH4535R	SACN4535R	
			4.0	SACH4545R	SACN4545R	
			5.0	SACH4555R	SACN4555R	
		7.0	1.0	SACH4517R	SACN4517R	
			2.0	SACH4527R	SACN4527R	
			3.0	SACH4537R	SACN4537R	
			4.0	SACH4547R	SACN4547R	
			5.0	SACH4557R	SACN4557R	
	5.5	5.0	1.0	SACH5515R	SACN5515R	
			2.0	SACH5525R	SACN5525R	
			3.0	SACH5535R	SACN5535R	
			4.0	SACH5545R	SACN5545R	
			5.0	SACH5555R	SACN5555R	
		7.0	1.0	SACH5517R	SACN5517R	
			2.0	SACH5527R	SACN5527R	
			3.0	SACH5537R	SACN5537R	
			4.0	SACH5547R	SACN5547R	
			5.0	SACH5557R	SACN5557R	
		6.5	5.0	1.0	SACH6515R	SACN6515R
				2.0	SACH6525R	SACN6525R
				3.0	SACH6535R	SACN6535R
				4.0	SACH6545R	SACN6545R
				5.0	SACH6555R	SACN6555R
	7.0		1.0	SACH6517R	SACN6517R	
			2.0	SACH6527R	SACN6527R	
			3.0	SACH6537R	SACN6537R	
			4.0	SACH6547R	SACN6547R	
			5.0	SACH6557R	SACN6557R	
6.0	SACH6567R	SACN6567R				

* Use a 1.27 Hex driver.
 * Recommended tightening torque - Mini : 25 - 30Ncm / Regular : 30 - 35Ncm.

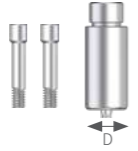
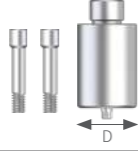
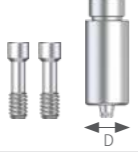
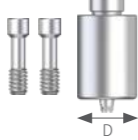
Angled Abutment



Connection	D	G/H	Code [A]	Code [B]	Code [Non-Hex]
Mini	4.0	2.0	SAAH402AM	SAAH402BM	SAAN402M
		4.0	SAAH404AM	SAAH404BM	SAAN404M
	4.5	2.0	SAAH452AM	SAAH452BM	SAAN452M
		4.0	SAAH454AM	SAAH454BM	SAAN454M
Regular	4.5	2.0	SAAH452AR	SAAH452BR	SAAN452R
		4.0	SAAH454AR	SAAH454BR	SAAN454R
	5.5	2.0	SAAH552AR	SAAH552BR	SAAN552R
		4.0	SAAH554AR	SAAH554BR	SAAN554R

* Use a 1.27 Hex driver.
 * Recommended tightening torque - Mini : 25 - 30Ncm / Regular : 30 - 35Ncm.

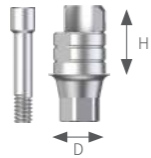
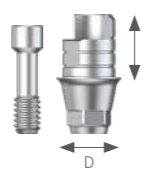
Customized Abutment

Connection	D	Image	Code	Code [Non-Hex]
Mini	10.0		CAH10M	CAN10M
	14.0		CAH14M	CAN14M
Regular	10.0		CAH10R	CAN10R
	14.0		CAH14R	CAN14R

* Use a 1.27 Hex driver.

* Recommended tightening torque - Mini : 25 - 30Ncm / Regular : 30 - 35Ncm.


Ti-base

Connection	D	Image	H	Code	Code [Non-Hex]
Mini	3.7		4.0	LAH4014M	LAN4014M
Regular	4.1		4.0	LAH4014R	LAN4014R

* Use a 1.27 Hex driver.

* Recommended tightening torque - Mini : 25 - 30Ncm / Regular : 30 - 35Ncm.

Natural Balance!



Multi Abutment Prosthetic Process

Multi Abutment

Cylinder



Digital



Ti



Pre-milled

Lab Analog



Lab analog

Impression



Transfer



Pick-up



Bite



Scanbody

Healing



Scan healing

Multi Abutment



Straight type

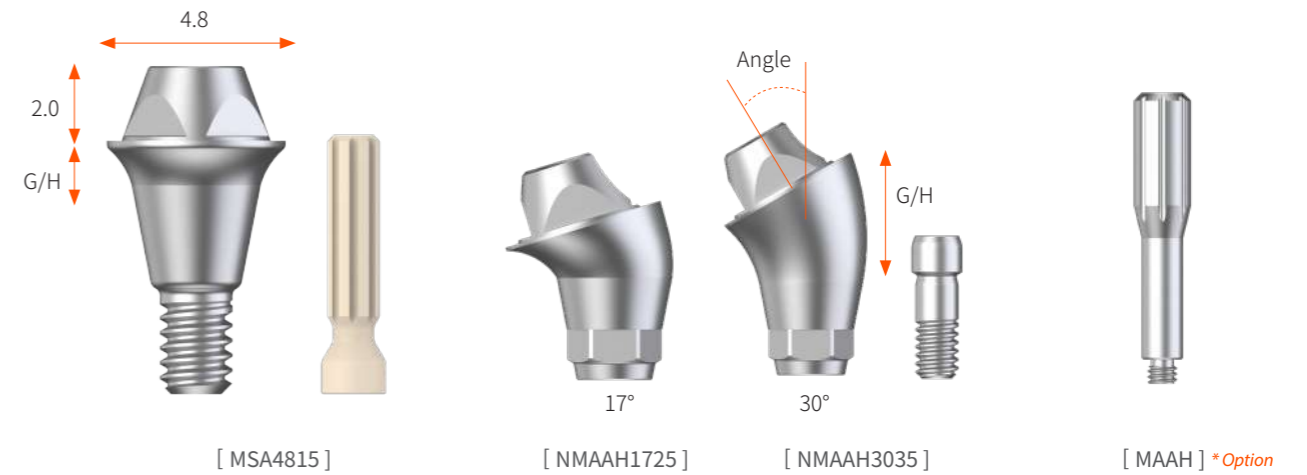


17°



30°

Angled type



Connection	D	Angle	G/H	Code
Mini	4.8	0°	1.5	NMSA4815M
			2.5	NMSA4825M
			3.5	NMSA4835M
			4.5	NMSA4845M
		17°	2.5	NMAAH1725M
			3.5	NMAAH1735M
		30°	3.5	NMAAH3035M
			4.5	NMAAH3045M
Regular	4.8	0°	1.5	MSA4815
			2.5	MSA4825
			3.5	MSA4835
			4.5	MSA4845
		17°	2.5	NMAAH1725
			3.5	NMAAH1735
		30°	3.5	NMAAH3035
			4.5	NMAAH3045

* Straight multi abutment : Use multi outer driver.

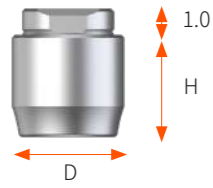
* Angled multi abutment : Use a 1.27 Hex driver.

* Recommended tightening torque - Mini : 25 - 30Ncm / Regular : 30 - 35Ncm.

Instruments

Product	Image	Code	
Multi Abutment Holder		MASH	Included in straight multi abutment
Multi Angled Abutment Holder		MAAH2	Pack of 2
Multi Outer Driver		SMD02	


Multi Scan Healing Cap



D	H	Code
5.5	3.5	NMSH5535
	5.0	NMSH5550

* Use a 1.27 Hex driver. * Recommended tightening torque 8-10Ncm.

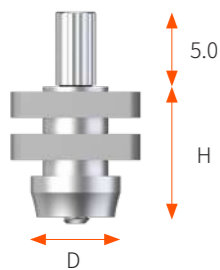
Multi Transfer Impression Coping



D	H	Code [Single]
5.5	8.0	NMTIC55S

* Use a 1.27 Hex driver. * Recommended tightening torque 8-10Ncm.

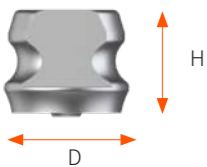
Multi Pick-up Impression Coping



D	H	Code [Single]	Code [Bridge]
5.5	8.0	NMPIC55S	NMPIC55B

* Use a 1.27 Hex driver. * Recommended tightening torque 8-10Ncm.

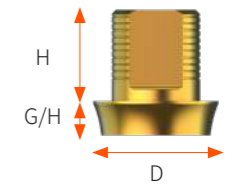
Multi Bite Impression Coping



D	H	Code [Single]	Code [Bridge]
5.5	4.5	NMBIC55S	NMBIC55B
	6.5	NMBIC55LS	NMBIC55LB

* Use a 1.27 Hex driver. * Recommended tightening torque 8-10Ncm.

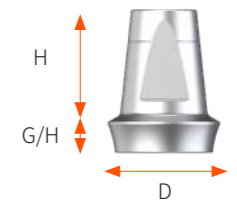
Multi Digital Cylinder



D	G/H	H	Code [Single]	Code [Bridge]
5.5	1.5	4.0	NMDA554S	NMDA554B
		6.0	NMDA556S	NMDA556B

* Use a 1.27 Hex driver. * Recommended tightening torque 30-35Ncm.

Multi Ti Cylinder



D	G/H	H	Code [Single]	Code [Bridge]
5.5	1.5	5.5	NMLIC55S	NMLIC55B

* Use a 1.27 Hex driver. * Recommended tightening torque 30-35Ncm.

Multi Scanbody



H	Code
4.0	NMMSBS48
6.0	NMMSBL48

* Use a 1.27 Hex driver. * Recommended tightening torque 30-35Ncm.

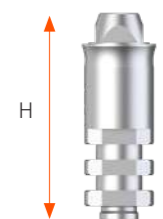
Multi Pre-milled Abutment



D	Code [Single]	Code [Bridge]
10.0	NMPMC5510S	NMPMC5510B
14.0	NMPMC5514S	NMPMC5514B

* Use a 1.27 Hex driver. * Recommended tightening torque 8-10Ncm.

Multi Lab Analog

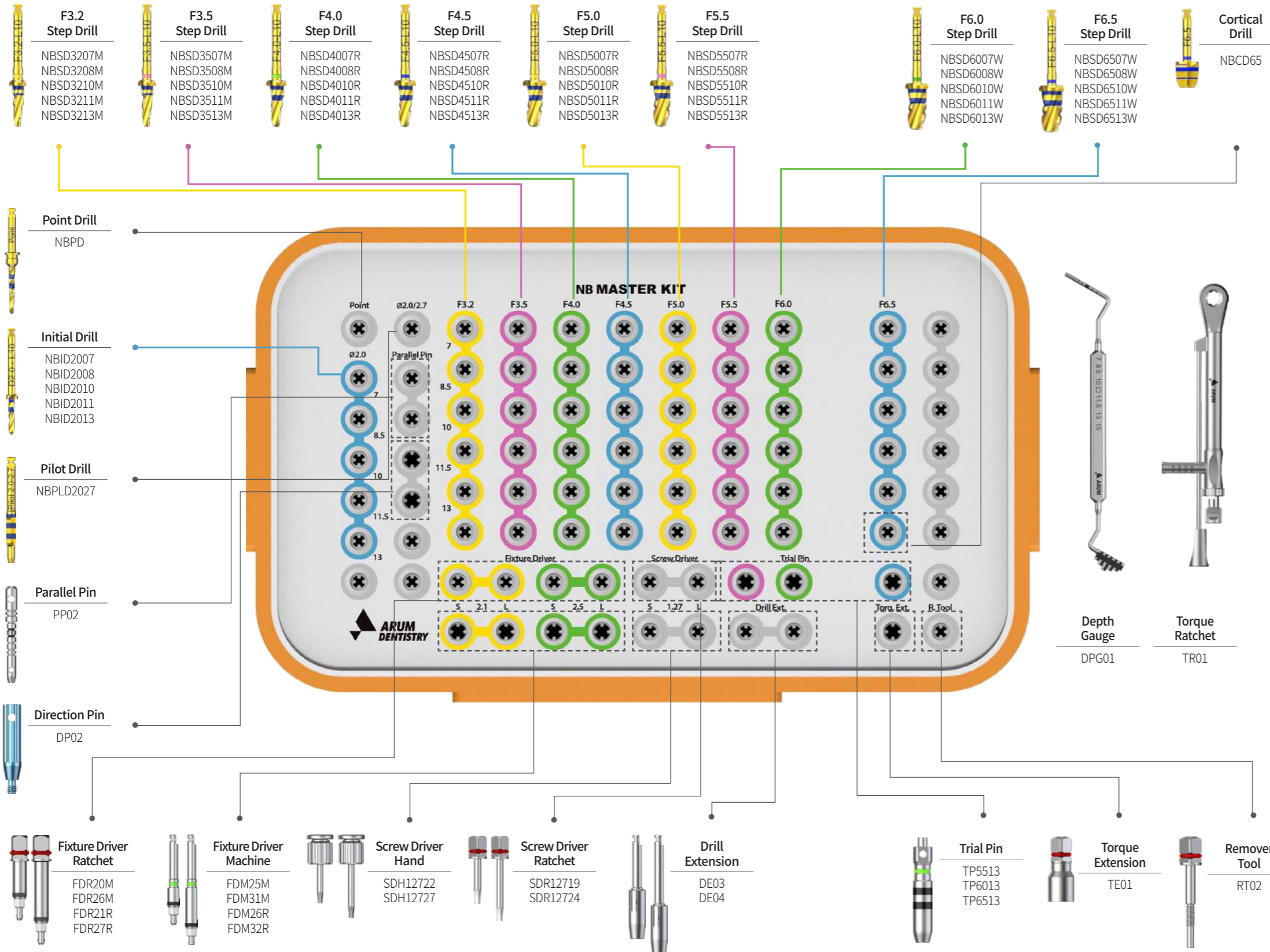


H	Code
13.5	MLA48

* Compatible with digital analog (Production of 3D printing models using libraries).

NB Master Kit

※ Set Code : MAK-SET

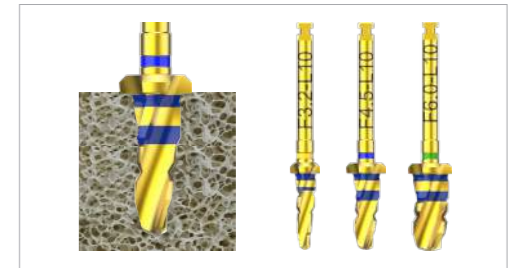


01



User-friendly surgical kit & instrument

02



Stopper system by drill length

03



Basic configuration of instruments of various lengths

04



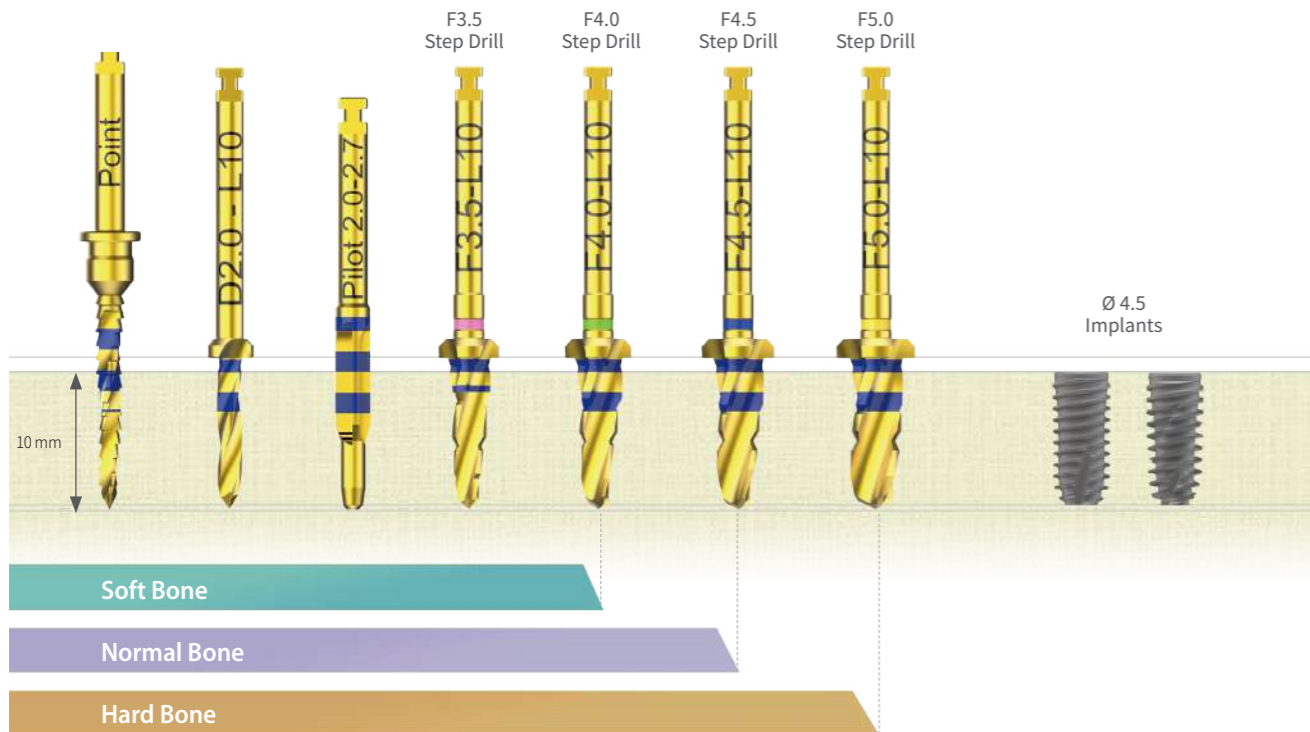
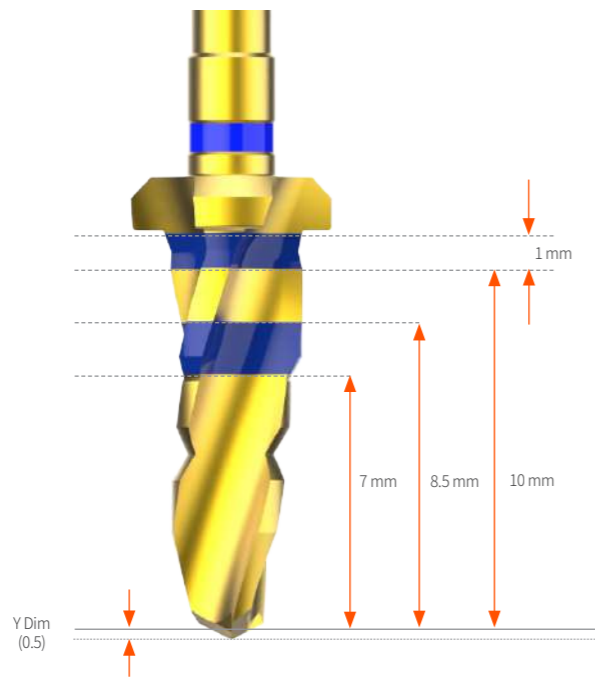
Easy to collect autogenous bone during drilling

05

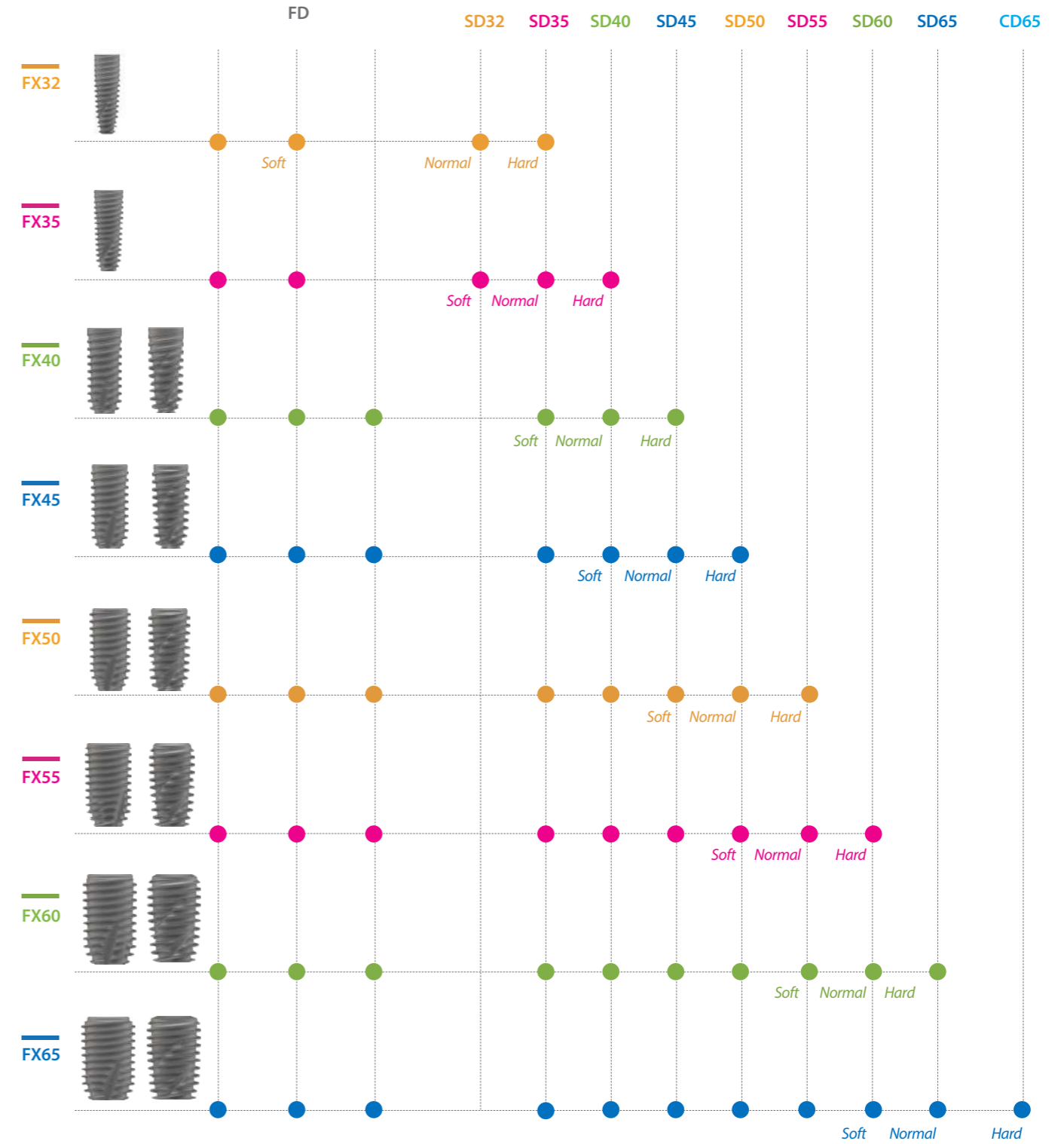


Various direction & positioning instruments for user convenience

F4.5 Step Drill (10mm)

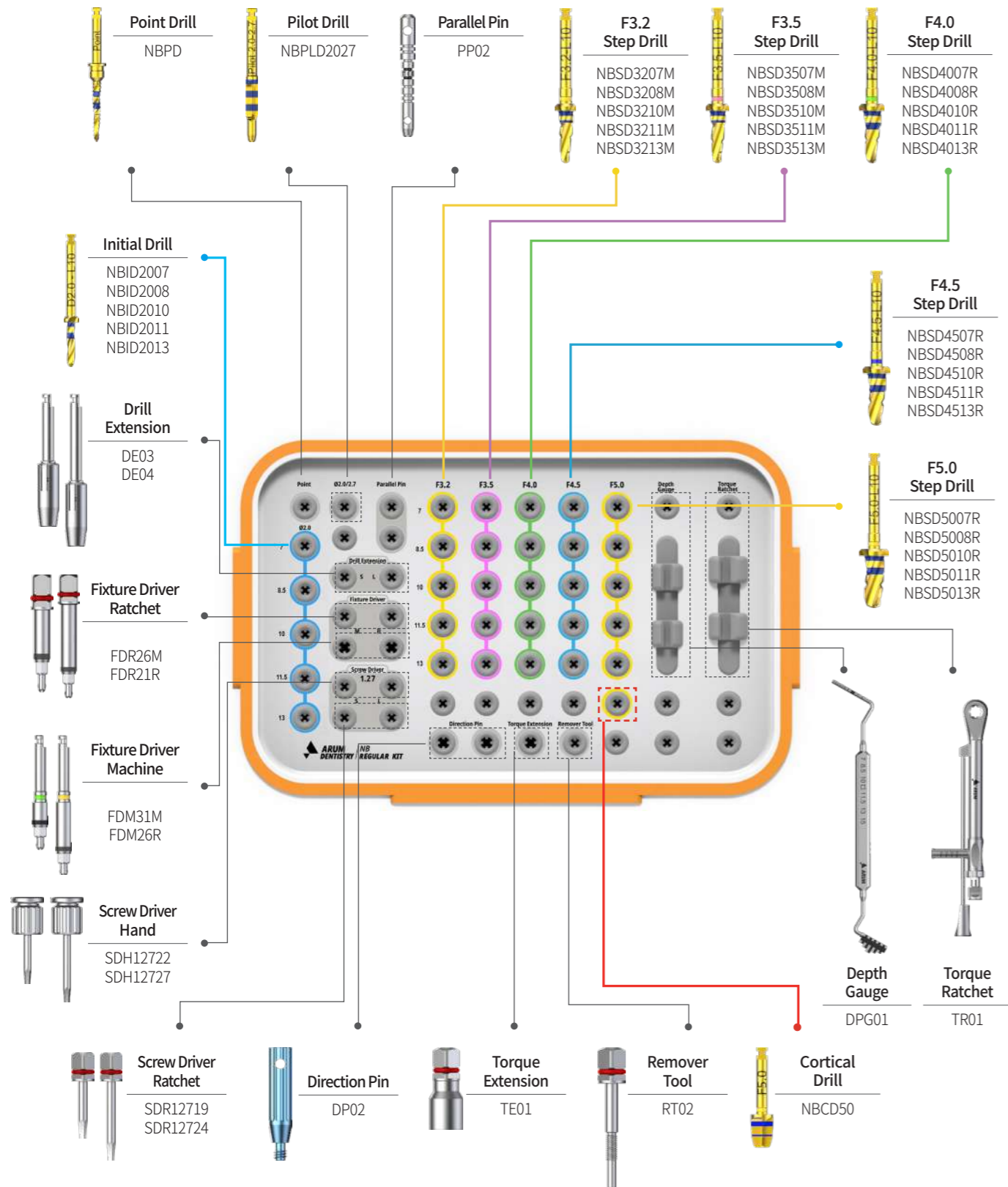


Point Drill (800-1,200rpm) Initial Drill (800-1,200rpm) Pilot Drill (800-1,200rpm) Step Drill (800-1,200rpm) Cortical Drill (600-800rpm)



NB Regular Kit







※ Set Code : REK2-SET




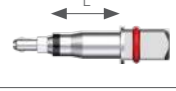





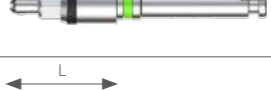

Drill





Product	D(∅)	Image	L (mm)	Code
Point Drill	-		13.0	NBPD
Initial Drill	2.0		7.0	NBID2007
			8.5	NBID2008
			10.0	NBID2010
			11.5	NBID2011
			13.0	NBID2013
Pilot Drill	2.0/2.7		13.0	NBPLD2027



Product	D(∅)	Image	L (mm)	Code
Step Drill	3.2		7.0	NBSD3207M
			8.5	NBSD3208M
			10.0	NBSD3210M
			11.5	NBSD3211M
			13.0	NBSD3213M
	3.5		7.0	NBSD3507M
			8.5	NBSD3508M
			10.0	NBSD3510M
			11.5	NBSD3511M
			13.0	NBSD3513M

Product	D(∅)	Image	L (mm)	Code
Step Drill	4.0		7.0	NBSD4007R
			8.5	NBSD4008R
			10.0	NBSD4010R
			11.5	NBSD4011R
			13.0	NBSD4013R
	4.5		7.0	NBSD4507R
			8.5	NBSD4508R
			10.0	NBSD4510R
			11.5	NBSD4511R
			13.0	NBSD4513R
	5.0		7.0	NBSD5007R
			8.5	NBSD5008R
			10.0	NBSD5010R
			11.5	NBSD5011R
			13.0	NBSD5013R
	5.5		7.0	NBSD5507R
			8.5	NBSD5508R
			10.0	NBSD5510R
			11.5	NBSD5511R
			13.0	NBSD5513R
	6.0		7.0	NBSD6007W
8.5			NBSD6008W	
10.0			NBSD6010W	
11.5			NBSD6011W	
13.0			NBSD6013W	
6.5		7.0	NBSD6507W	
		8.5	NBSD6508W	
		10.0	NBSD6510W	
		11.5	NBSD6511W	
		13.0	NBSD6513W	

Product	D(∅)	Image	L (mm)	Code
Cortical Drill	3.2		5.5	NBCD32
	3.5			NBCD35
	4.0			NBCD40
	4.5			NBCD45
	5.0			NBCD50
	6.5			NBCD65

Product	Connection	L	Image	Code	
Fixture Driver Ratchet	Mini	9.0		FDR20M	
		15.0		FDR26M	
Fixture Driver Machine		5.0		FDM25M	
		11.0		FDM31M	
Fixture Driver Ratchet		Regular	9.0		FDR21R
			15.0		FDR27R
Fixture Driver Machine	5.0			FDM26R	
	11.0			FDM32R	

Product	L	Image	Code
Screw Driver Ratchet	13.0		SDR12719
	18.0		SDR12724
Screw Driver Hand	13.0		SDH12722
	18.0		SDH12727

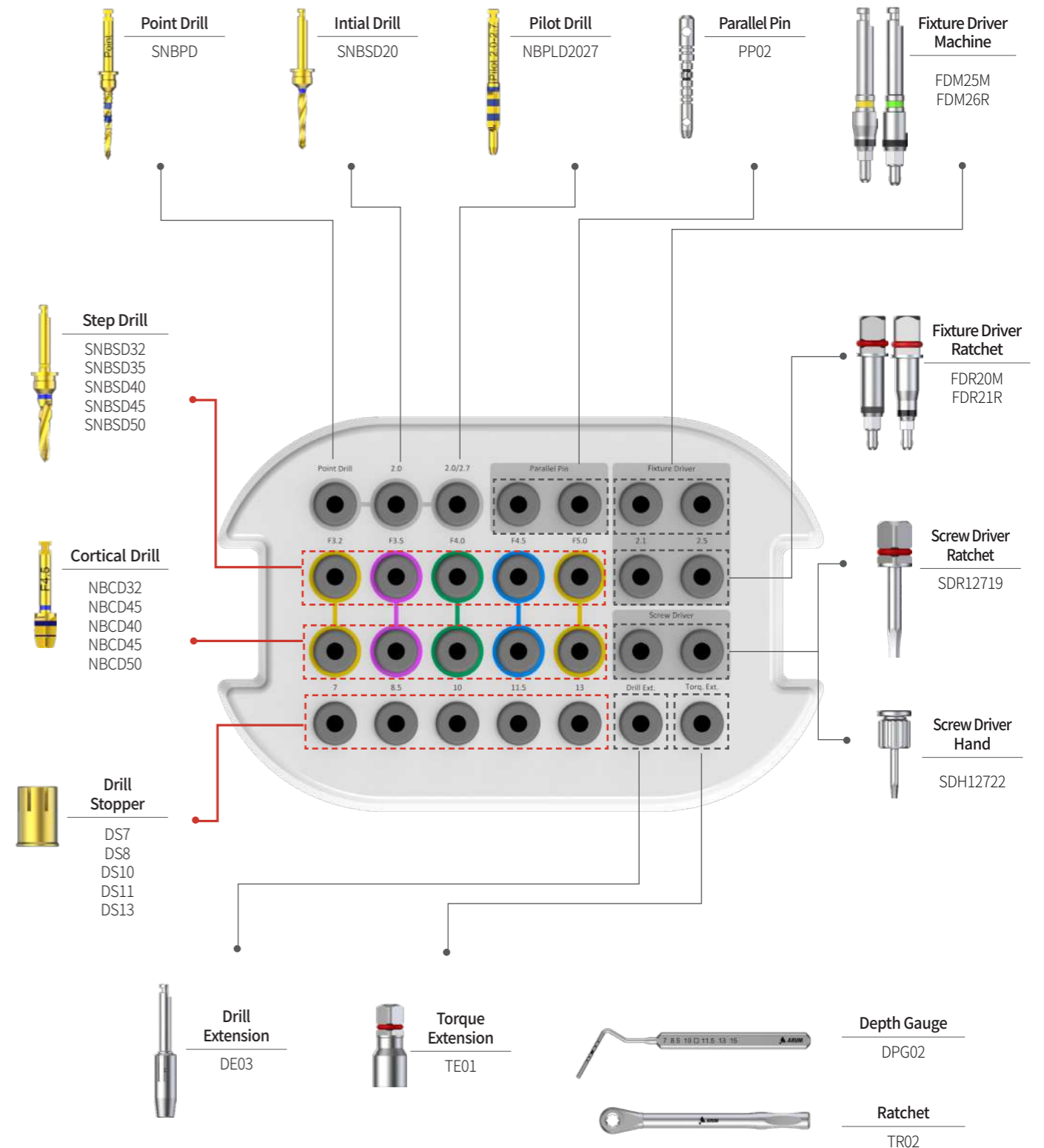
Product	L	Image	Code
Drill Extension	25.6		DE03
	29.6		DE04

Instruments

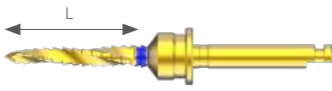
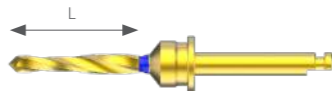

Product	D	Image	L	Code	
Torque Extension	6.5		16.0	TE01	
Product	Image	L	Code		
Remover Tool		19.0	RT02		
Product	D1	D2	Image	L	Code
Parallel Pin	2.0	2.7		21.2	PP02
Product	D	Image	L	Code	
Direction Pin	3.5		17.0	DP02	
Trial Pin	4.1		22.0	TP5513	
	4.6			TP6013	
	5.1			TP6513	
Product	Image	Code			
Depth Gauge		DPG01			
Product	Image	Code			
Torque Ratchet		TR01			






NB Essential Kit

※ Set Code : ESK-SET




Drill


Product	D(∅)	Image	L (mm)	Code
Point Drill	-		13.0	SNBPD
Initial Drill	2.0			SNBSD20
Pilot Drill	2.0/2.7			NBPLD2027

Product	D(∅)	Image	L (mm)	Code
Step Drill	3.2		13.0	SNBSD32
	3.5			SNBSD35
	4.0			SNBSD40
	4.5			SNBSD45
	5.0			SNBSD50

Instruments

Product	Image	Drilling Length(L)	Code
Drill Stopper		7.0	DS7
		8.5	DS8
		10.0	DS10
		11.5	DS11
		13.0	DS13



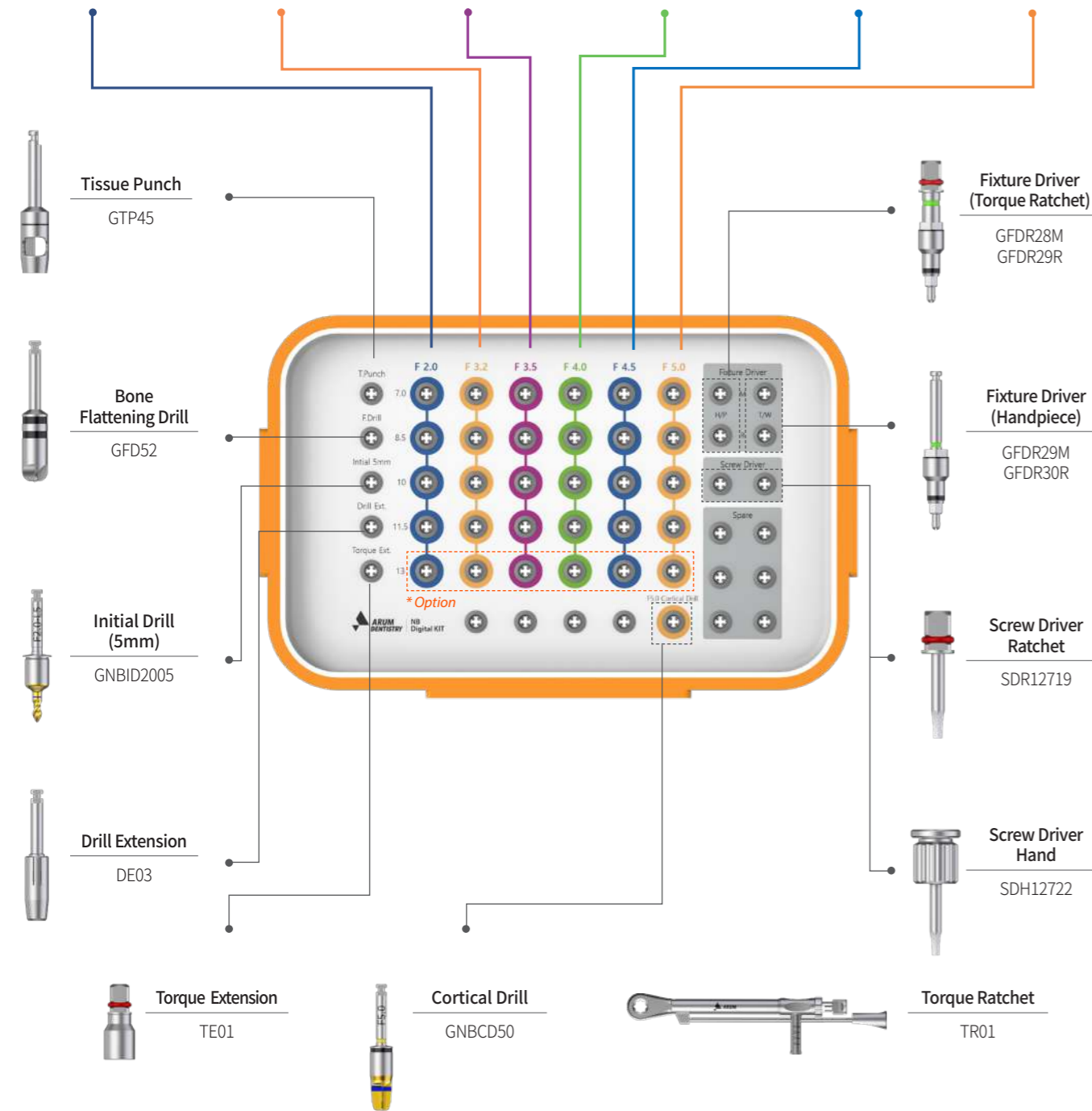

Product	Image	Code
Depth Gauge		DPG02

Product	Image	Code
Ratchet		TR02

* Refer to P31, 32 for unlisted components.

NB Digital Kit






※ Set Code : DIK-SET




Drill

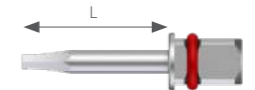
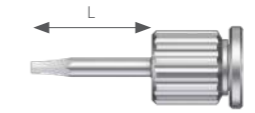
Product	D	Image	L	Code
Tissue punch	4.5		11.5	GTP45
Bone Flattening Drill	5.2		13.5	GFD52
Initial Drill	2.0		5.5	GNBID2005
			7.0	GNBID2007
			8.5	GNBID2008
			10.0	GNBID2010
			11.5	GNBID2011
			13.0	*GNBID2013




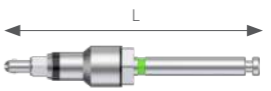
*Option


Product	D	Image	L	Code
Step Drill	3.2		7.0	GNBSD3207M
			8.5	GNBSD3208M
			10.0	GNBSD3210M
			11.5	GNBSD3211M
			13.0	*GNBSD3213M
	3.5		7.0	GNBSD3507M
			8.5	GNBSD3508M
			10.0	GNBSD3510M
			11.5	GNBSD3511M
			13.0	*GNBSD3513M
	4.0		7.0	GNBSD4007R
			8.5	GNBSD4008R
			10.0	GNBSD4010R
			11.5	GNBSD4011R
			13.0	*GNBSD4013R
	4.5		7.0	GNBSD4507R
			8.5	GNBSD4508R
			10.0	GNBSD4510R
			11.5	GNBSD4511R
			13.0	*GNBSD4513R
5.0		7.0	GNBSD5007R	
		8.5	GNBSD5008R	
		10.0	GNBSD5010R	
		11.5	GNBSD5011R	
		13.0	*GNBSD5013R	

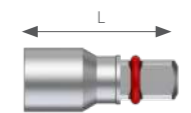
*Option

Product	D	Image	L	Code
Cortical Drill	5.0		5.5	GNBCD50

Product	Image	L	Code
Screw Driver Ratchet		13.0	SDR12719
Screw Driver Hand		13.0	SDH12722

Product	Connection	Image	L	Code
Fixture Driver Ratchet	Mini		28.5	GFDW28M
	Regular		29.3	GFDW29R
Fixture Driver Machine	Mini		29.8	GFDM29M
	Regular		30.6	GFDM30R

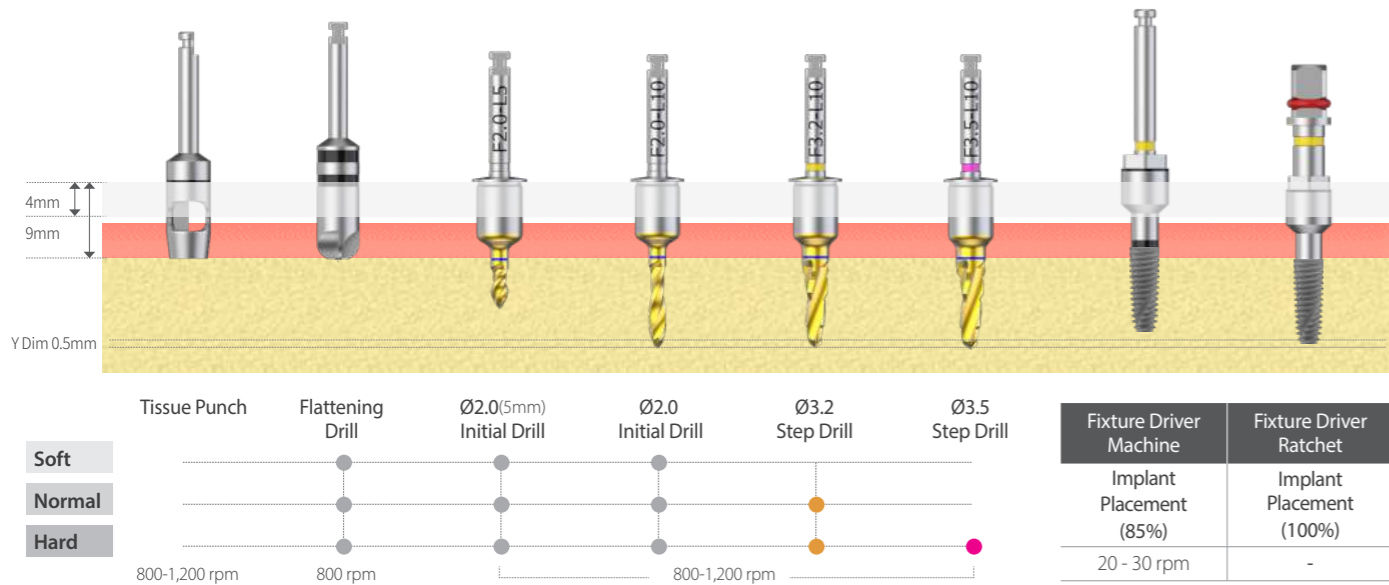
Product	Image	L	Code
Drill Extension		25.6	DE03

Product	D	Image	L	Code
Torque Extension	6.5		16.0	TE01

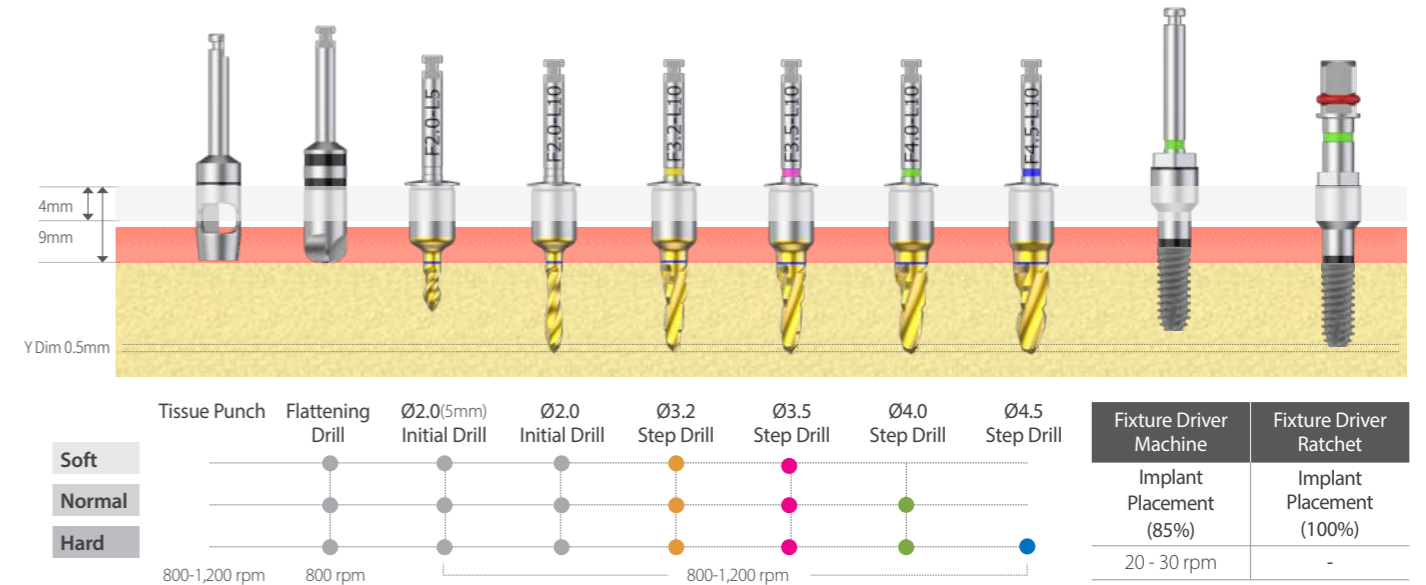
Product	Image	Code
Torque Ratchet		TR01

Digital Guide - Drill Sequence

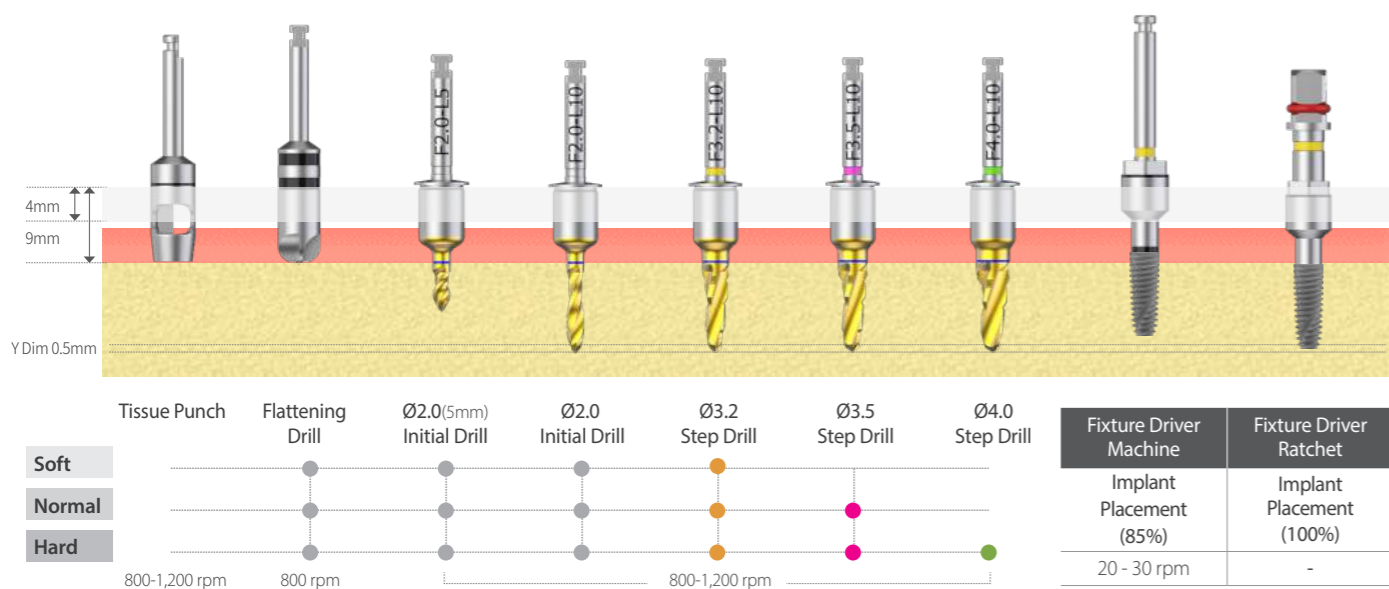
NB3210



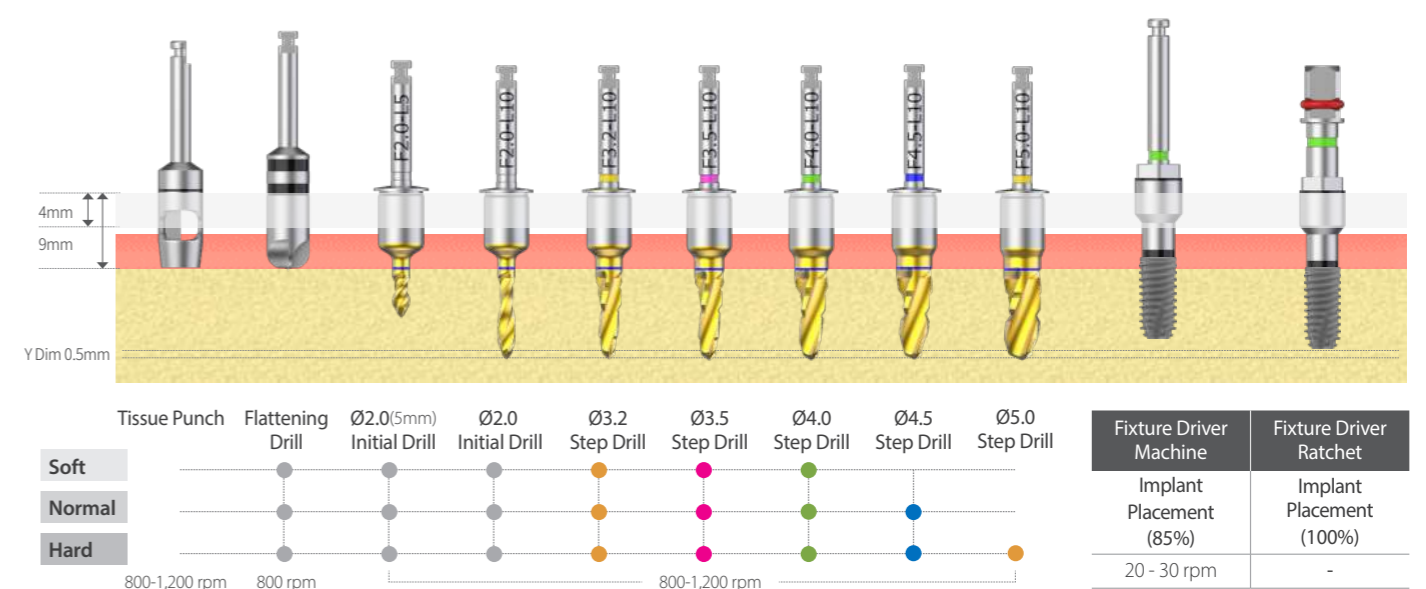
NB4010



NB3510

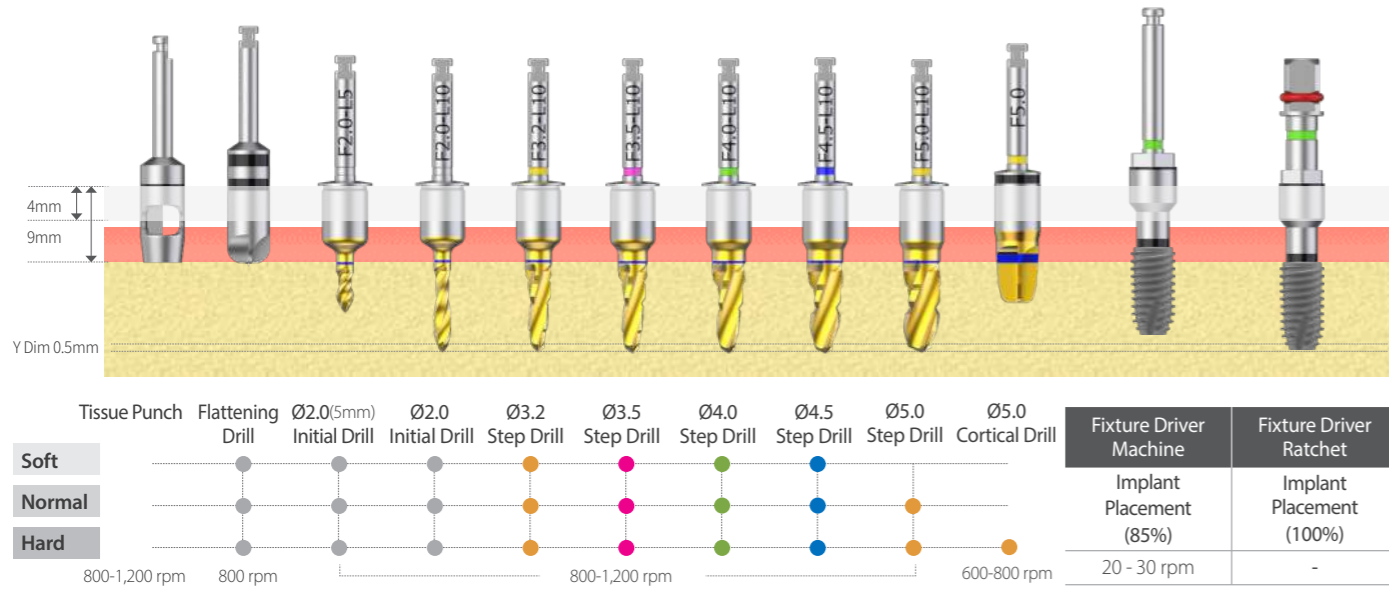


NB4510



Digital Guide - Drill Sequence

NB5010



ARUM DENTISTRY Co., Ltd.

23, Gukjegwahak 11-ro, Yuseong-gu, Daejeon, 34002, Republic of Korea
Tel +82 42 935 3644 | **Fax** +82 42 935 3645 | www.arumdentistry.com
Contact info@arumdentistry.com, implant@arumdentistry.com

